



International Association
of Water Supply Companies
in the Danube River
Catchment Area



NRW

A close-up photograph of a large, industrial metal pipe or valve assembly, likely part of a water treatment or distribution system. The metal is heavily corroded with orange-brown rust. Water is spraying out from several ports on the assembly. The background is a blurred green, suggesting an outdoor or industrial setting.

Improved Non-Revenue Water Management in Water Utilities

GAIN hands-on, practical
experience on non-revenue
water reduction

LEARN from other
practitioners in the sector

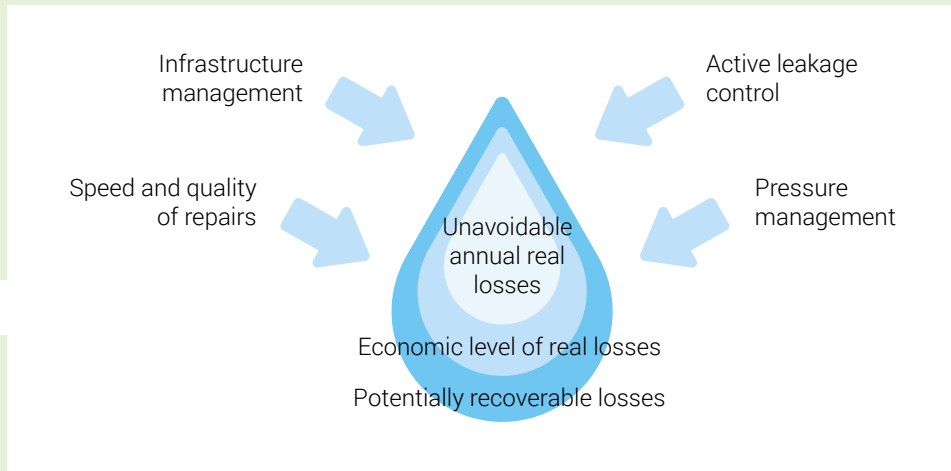
BE UP TO DATE on the
latest trends in the sector

BENEFIT from regional and
global experiences from
other utilities and experts

Improved Non-Revenue Water Management in Water Utilities

Understand the Non-Revenue Water (NRW) concept and components

System Input Volume	Authorised Consumption	Billed Authorised Consumption	Billed Metered Consumption	Revenue Water
			Billed Unmetered Consumption	
		Unbilled Authorised Consumption	Unbilled Metered Consumption	Non-Revenue Water
			Unbilled Unmetered Consumption	
	Water Losses	Apparent Losses	Unauthorised Consumption	
			Metering Inaccuracies and Data Handling Errors	
		Real Losses	Leakages on Transmission and Distribution Mains	
			Leakages on Service Connections	
		Leakages and Overflows at Storage Tanks		



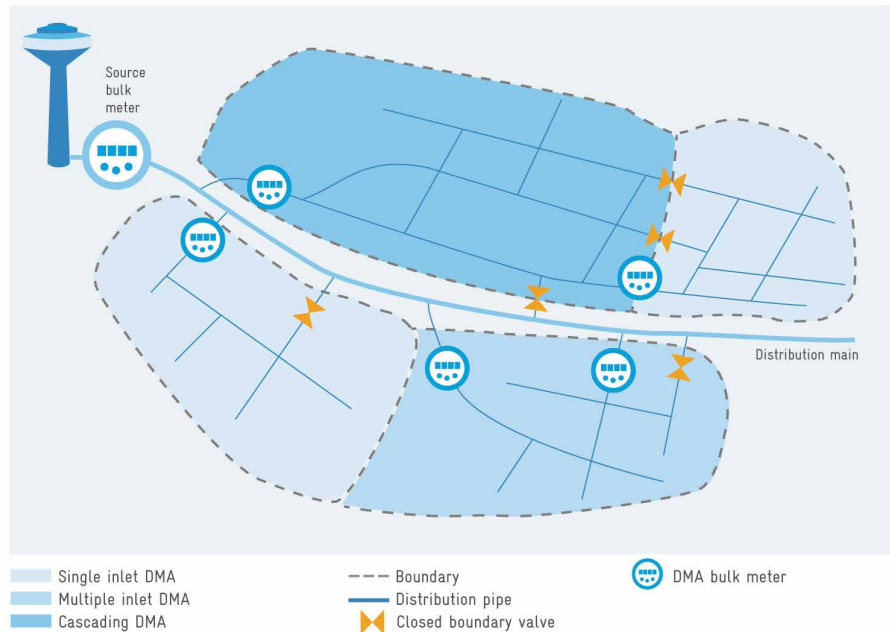
Get an overview of the methods of intervention to improve NRW management

Based on Pilcher, R., Leak detection practices and techniques: a practical approach. Water 21, 2003

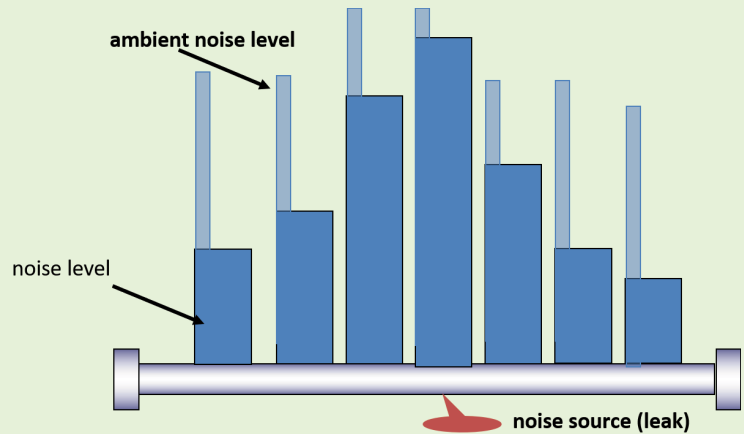
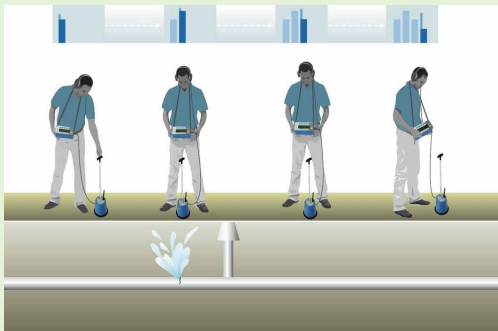
Gain practical experience in developing and evaluating a water balance in your utility and use the state-of-art tools for the water balance development

Understand the purpose of establishing DMAs and enhance your knowledge about rules and preconditions for DMA definition and maintenance

Based on Farley, M., Leakage Management and Control. WHO, 2001



Improve your knowledge and skills on active leak detection



Learn about the operation principles of flow and pressure measurement equipment and gain hands-on experience on how to work with it



Acknowledge the benefits of developing and implementing a NRW action plan and acquire the approach and methodology for its development

Gain practical experience in developing your utility's NRW action plan with focus on key priority measures to be implemented

1. Basic information			
Full name of the PUC:		Country:	
Founder:		Service coverage area:	
Number of municipalities / cities covered by the service: [Cities and municipalities that the PUC supplies with water]		Service coverage name: [Name of the water supply system (or systems) managed by the PUC]	
Type of service delivered by the PUC: [List core types of services provided by the PUC]		Year of establishment of the PUC:	
Is there a special state-level regulatory agency that conducts monitoring? [Circle the correct answer]		YES	NO
2. Technical information [year:]			
Number of inhabitants covered by the water supply service:		Water supply coverage: [%]	
Annual volume of produced water: [m ³]		Number of water service users:	
Total length of water supply network (above DNSO profile): [km]		Number of employees in the PUC:	
Average hours of water supply during the day:		Wastewater treatment plant capacity:	
3. Financial information [year:]			
The total annual revenue from the sale of water:		Revenue per unit of product (average fee):	
Domestic currency (€)		Domestic currency (€/m ³)	
Cost per unit of product:		Collection rate:	
Domestic currency (€/m ³)		[%]	
		Operational Costs Return Rate:	
		Rate:	
4. Non-revenue water management [year:]			
Non-revenue water		Is the network divided in district metered areas (DMAs)?	
m ³		YES/ NO	
%		[DMAs?]	
Do you measure volumes of system input / water produced?		Percentage of consumers covered with water meters:	
YES/ NO		[%]	
Are system input / produced water meters regularly calibrated?		Is there a programme for testing and replacing consumer meters?	
YES/ NO		YES/ NO	
Is a non-revenue water department / unit set up and functioning?		Is there an active program for investigating illegal connections?	
YES/ NO		YES/ NO	
Is the network pressure regularly measured?		Are there any pressure reducing valves in the network?	
YES/ NO		YES/ NO	
Do you have a leak detection equipment?		Do you conduct active leak control (search for invisible leaks)?	
YES/ NO		YES/ NO	
Do you have asset management plan developed?		Do you have a system to obtain and manage information on leakages, time required for response, and consumer complaints?	
YES/ NO		YES/ NO	
Do you conduct annual water quality checks?		Do you have water balance been developed?	
YES/ NO		YES/ NO	

Improved Non-Revenue Water Management in Water Utilities

Program description and covered topics

This Program develops capacities of and provides technical support to water utilities for effective Non-Revenue Water (NRW) management to improve their performance and sustainability of water services. The establishment of efficient NRW management routines assists the participating utilities to reduce water production and distribution costs, improve financial and operational performance and create conditions to apply for financial resources needed for capital investment projects.

Through theoretical presentations and practical exercises, the Program expands knowledge on technical aspects of NRW management and strengthens their individual, organizational and institutional capacities to apply the skills developed in their day-to-day work. In addition, the Program contributes to the exchange of experiences and good practices amongst water utilities and thus involves a strong networking component.

The Program has been developed at the regional level in cooperation with the Technical Partner Una Consulting, who ensures that the Program is technically sound and develops guidelines, tools, training material and manuals and delivers the Training of Trainers. The Program is delivered through national or regional Hubs in local language. Participating utilities pay a registration fee, which is communicated by the Hub.

Set-up of Program

The Program is designed on learning-by-doing principles. It includes a mix of face-to-face training workshops providing tools and techniques to address the challenges faced and see them applied in practice, followed by on the job training, in which participating utilities apply the tools and techniques to their particular situation and develop concrete products (diagnostics, action plans etc.). The principles of blended learning are applied, i.e. face-to-face training is accompanied by e-learning material provided within the D-LeaP Academy.

For more information on the Program concept and design please visit www.d-leap.org!

Learning goals

How to develop and evaluate the IWA water balance?

How to establish DMAs and implement working procedures in them?

How to implement active leak detection in your utility?

How to develop a simple Non-Revenue Water management plan with a focus on key priorities and immediate actions?

Hubs



AQUASAN, Aquasan Network in Bosnia and Herzegovina



SHUKOS, Water and Wastewater Works Association of Kosovo / **SHUKALB**, Water Supply and Sewerage Association of Albania

Technical Partner



UNA CONSULTING

Resource Centre and Consultancies for Water and Environment

Contact

Philip Weller

IAWD Head of Technical Secretariat
+ 43 1 217 07 48
weller@iawd.at

Violeta Wolff

IAWD Technical Expert and RCDN PIT Coordinator
+ 43 1 217 07 93
wolff@iawd.at